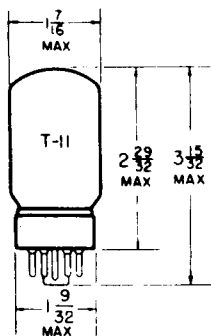


TUNG-SOL

BEAM PENTODE




GLASS BULB

COATED UNIPOTENTIAL CATHODE

HEATER
6.3 VOLTS 1.2 AMP.
AC OR DC

ANY MOUNTING POSITION



BOTTOM VIEW

INTERMEDIATE (SHORT) SHELL 6 PIN OCTAL LOW LOSS PHENOLIC BASE

680

THE 6AR6 IS A BEAM POWER AMPLIFIER DESIGNED SPECIFICALLY FOR APPLICATIONS REQUIRING RELATIVELY HIGH PEAK PLATE CURRENTS AT NEGATIVE GRID POTENTIALS. IT IS CONSTRUCTED TO WITHSTAND RELATIVELY HIGH PLATE POTENTIALS.

DIRECT INTERELECTRODE CAPACITANCES
WITH NO EXTERNAL SHIELD

GRID #1 TO PLATE: (G ₁ TO P)	0.55	μf
INPUT: G ₁ TO (H+K+G ₂)	11	μf
OUTPUT: P TO (H+K+G ₂)	7	μf
HEATER TO CATHODE: (H TO K)	10	μf

RATINGS

INTERPRETED ACCORDING TO RMA STANDARD M8-210

HEATER VOLTAGE	6.3	VOLTS
MAXIMUM HEATER-CATHODE VOLTAGE	200	VOLTS
MAXIMUM DC PLATE VOLTAGE	565	VOLTS
MAXIMUM DC GRID #2 VOLTAGE	300	VOLTS
MAXIMUM DC GRID #1 VOLTAGE	-300 TO 0	VOLTS
MAXIMUM PLATE DISSIPATION	19	WATTS
MAXIMUM GRID #2 DISSIPATION	3.2	WATTS
MAXIMUM DC PLATE CURRENT	115	MA.

TYPICAL OPERATING CONDITIONS AND CHARACTERISTICS

CLASS A₁ AMPLIFIER

	TRIODE CONNECTION	PENTODE CONNECTION	
HEATER VOLTAGE	6.3	6.3	VOLTS
HEATER CURRENT	1.2	1.2	AMP.
DC PLATE VOLTAGE	200	250	VOLTS
DC GRID #2 VOLTAGE	TIED TO PLATE	250	VOLTS
DC GRID #1 VOLTAGE	-12.5	-22.5	VOLTS
GRID #1 CIRCUIT RESISTANCE {MAX.}	100 000	100 000	OHMS
DC PLATE CURRENT	90	77	MA.
GRID #2 CURRENT	TIED TO PLATE	5	MA.
PLATE RESISTANCE {APPROX.}	1 000	21 000	OHMS
TRANSCONDUCTANCE	6 000	5 400	μMHOS
DC GRID #1 VOLTAGE FOR PLATE CURRENT CUTOFF	---	-65	VOLTS

→ INDICATES A CHANGE OR ADDITION.

PRINTED IN U. S. A.

PLATE 2841
MAR. 1 1957

6AR6

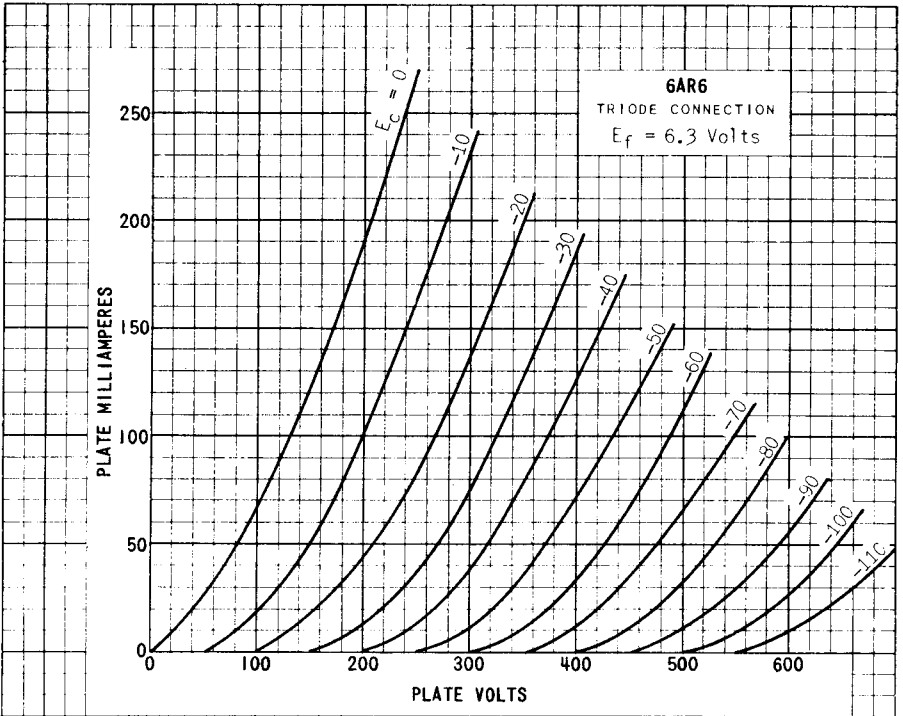
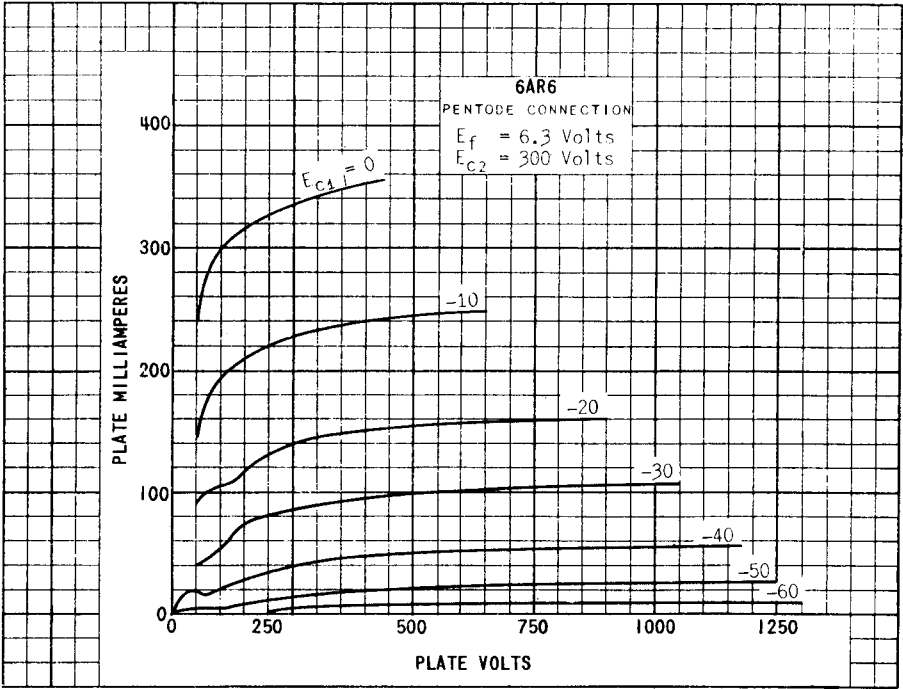


PLATE
2862
MAR. 1
1952